

Concrete Screw S-CSA HEX 6X50/10/15 SW13 ZP

SORMAT CODE 9640071308

ETA-approved 6/8/10 concrete screw for cracked and non-cracked concrete

- Self-tapping, approved screw anchors for push-through installations.
- Requires a small drill hole diameter. No prescribed tightening torque.
- No expansion forces allowing for small edge distances and spacings.
- Fully removable.
- ZP for dry indoor use.

APPLICATIONS

- Facade scaffoldings
- Temporary fixings
- Seatings
- Shelves
- Cable racks
- Handrails
- Battens

APPROVALS / CERTIFICATES



ETA-17/1009 + DoPs



0809-CPR-1238



TC 5905-19



Fire resistance (ETA-17/1009)

Technical data

INSTALLATION DETAILS

Size

6

Hole in fixture (D_f)

9

- Sep 10, '21 13:29 12:29:38

PRODUCT OVERVIEW

Other codes	SNRO 1310051 / LVI 3255503
Material	Steel, zinc plated
Packages	box (bag): 100 / outer carton: 500 / pallet: 28000
Weight	18.1 kg / 1000

BASE MATERIALS

APPROVED FOR

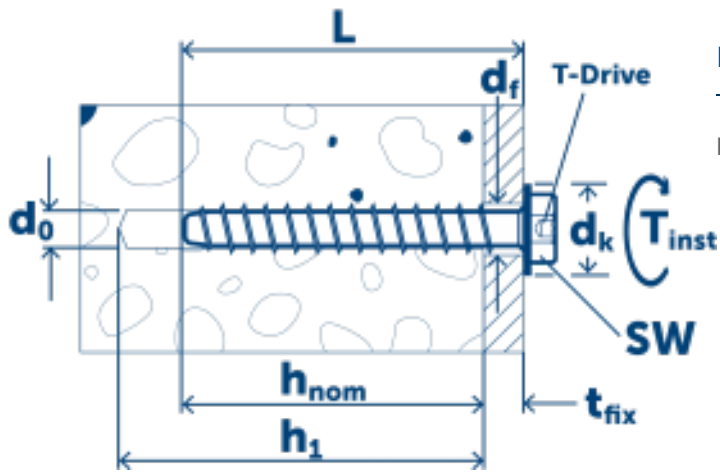
- Cracked concrete
- Hollow-core slab
- Non-cracked concrete

ALSO SUITABLE FOR

- Solid clay brick
- Solid sand-lime brick

INSTALLATION DETAILS











Length (L)	50	Drill hole diameter (d_0) \varnothing	6
Width across flats (SW)	13	Minimum drill hole depth	50/45
Drive	T30	Drill hole depth (h_1)	50/45
Max. fixture thickness (T_{fix})	10/15	Nominal setting depth (H_{nom})	40/35
		Installation torque (T_{inst})	14



HEAD DETAILS

Head diameter \varnothing	16,5
---	------

Performance data

Base material <input type="text" value="All"/>	ETA	Load type	Embedment depth (h_{nom})	Load direction	Load value
Non-cracked concrete C20/25	Yes	N_{Rec}	40 mm		1.7 kN
Non-cracked concrete C20/25	Yes	V_{Rec}	40 mm		5.4 kN
Cracked concrete C20/25	Yes	N_{Rec}	40 mm		1.7 kN
Cracked concrete C20/25	Yes	V_{Rec}	40 mm		5.4 kN
Non-cracked concrete C20/25	Yes	N_{Rec}	35 mm		1.4 kN
Non-cracked concrete C20/25	Yes	V_{Rec}	35 mm		5.4 kN
Cracked concrete C20/25	Yes	N_{Rec}	35 mm		1.4 kN
Cracked concrete C20/25	Yes	V_{Rec}	35 mm		5.4 kN
Hollow-core slab, bottom flange thickness 25 mm	Yes	N_{Rec}	40/35 mm		1.2 kN
Hollow-core slab, bottom flange thickness 25 mm	Yes	V_{Rec}	40/35 mm		1.2 kN

Installation

