

Concrete Screw S-CSA HEX 6X140/85/100 ML

SORMAT CODE 9640071421



ETA-approved 6/8/10 concrete screw for cracked and non-cracked concrete

- Self-tapping, approved screw anchors for push-through installations.
- Requires a small drill hole diameter. No prescribed tightening torque.
- No expansion forces allowing for small edge distances and spacings.
- Fully removable.
- ML (Multi Layer) corrosion protection coating exceeding 1000 hours in SST acc. ISO 9227.
- For outdoor use in not safety relevant applications.

PRODUCT OVERVIEW

Other codes	/ LVI 3255703
Material	Multi Layer coated
Packages	box (bag): 50 / outer carton: 250 / pallet: 14000
Weight	37.6 kg / 1000
GTIN-13	6416031714214

APPLICATIONS

- Facade scaffoldings
- Temporary fixings
- Seatings
- Shelves
- Cable racks
- Handrails
- Battens

BASE MATERIALS

APPROVED FOR

- Cracked concrete
- Hollow-core slab
- Non-cracked concrete

ALSO SUITABLE FOR

- Solid clay brick
- Solid sand-lime brick

APPROVALS / CERTIFICATES



ETA-16/0945 + DoPs



0809-CPR-1202



Fire resistance (ETA-16/0945)



ETA-17/1009 + DoPs



0809-CPR-1238



Fire resistance (ETA-17/1009)

Technical data

INSTALLATION DETAILS

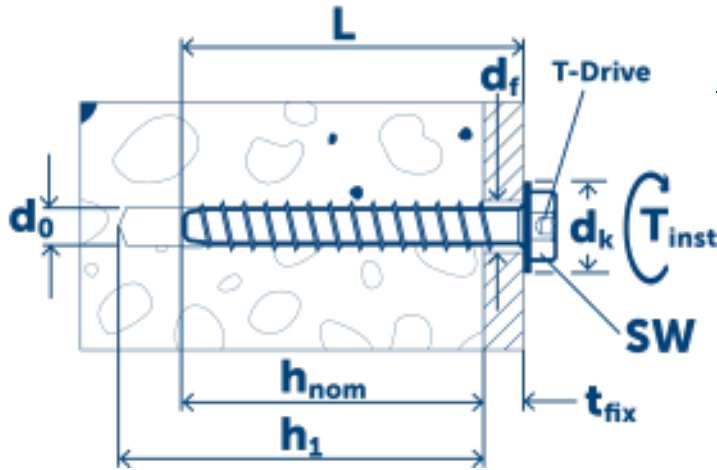
Size	6
Length (L)	140
Width across flats (SW)	13
Drive	T30
Max. fixture thickness (T_{fix})	85/100

INSTALLATION DETAILS











Hole in fixture (D_f)	9
Drill hole diameter (d_0) \varnothing	6
Minimum drill hole depth	65/50
Drill hole depth (h_1)	65/50
Nominal setting depth (H_{nom})	55/40
Installation torque (T_{inst})	14

HEAD DETAILS

Head diameter \varnothing	16,5
-----------------------------	------



Performance data

Base material <input type="text" value="All"/>	Load type	Embedment depth (h_{nom})	Load direction	Load value
Non-cracked concrete C20/25	N_{Rec}	55 mm		4.5 kN
Non-cracked concrete C20/25	V_{Rec}	55 mm		5.6 kN
Cracked concrete C20/25	N_{Rec}	55 mm		2.1 kN
Cracked concrete C20/25	V_{Rec}	55 mm		4.5 kN
Non-cracked concrete C20/25	N_{Rec}	40 mm		1.7 kN
Non-cracked concrete C20/25	V_{Rec}	40 mm		5.4 kN
Cracked concrete C20/25	N_{Rec}	40 mm		1.7 kN
Cracked concrete C20/25	V_{Rec}	40 mm		5.4 kN
Hollow-core slab, bottom flange thickness 25 mm	N_{Rec}	40 mm		1.2 kN
Hollow-core slab, bottom flange thickness 25 mm	V_{Rec}	40 mm		1.2 kN

Installation

