

# All Wall Plug GRIPPER 10 (5 DIY)

SORMAT CODE 9640095666



## The ultimate All Wall plug with superior strength and durability

- Premium wall plug made of DuPont™ Hytrel® for pre-positioned installation in board, hollow and solid walls, in any type of construction material.
- Gripper™ can withstand long-term loads, wear and tear, weather, humidity and storage better than ordinary plugs.
- The Lo-Vis -microrim keeps the plug at an optimal installation depth while remaining hidden beneath the screw.
- Can be used with all of the most common types of screws and screw diameters.
- Suitable conditions related to screw material: ZP for dry indoor and temporary outdoor use; HGD/MG and A2 for dry and humid indoor use, outdoor in rural areas only; A4 for indoor, outdoor and industrial use.

## PRODUCT OVERVIEW

<b>Other codes</b>	SNRO 1310004 / LVI 3253657
<b>Material</b>	Thermoplastic elastomere
<b>Packages</b>	box (bag): 5 / outer carton: 50 / piece: 1
<b>Weight</b>	3.2 kg / 1000

## APPLICATIONS

- Wall-mounted cabinets
- Ceiling lamps
- Storage shelves
- Book shelves
- TV mounts
- Radiators
- Wash basins
- Urinals
- Electrical installations
- HVAC and plumbing fixings
- Sanitary fixings

## BASE MATERIALS

### ALSO SUITABLE FOR

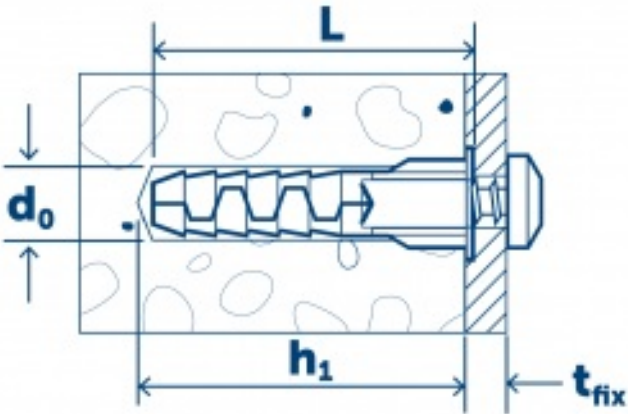
- Aerated concrete block
- Gypsum plasterboard
- Gypsum plasterboard composite
- Hollow light expanded clay aggregate block
- Hollow-core slab
- Natural stone
- Non-cracked concrete
- Perforated clay brick
- Perforated sand-lime brick
- Solid clay brick
- Solid light expanded clay aggregate block
- Solid sand-lime brick

## Technical data














### INSTALLATION DETAILS

### INSTALLATION DETAILS

Size	10	Drill hole diameter ( $d_0$ ) $\varnothing$	10
Length (L)	45	Minimum drill hole depth	50
Min. sheet thickness ( $T_{\text{sheet, min}}$ )	12	Drill hole depth ( $h_1$ )	50
Suitable screws Diameter	4,5 - 7		
Suitable screws Length	45 + tfix		



## Performance data

Base material <span>All</span>	Screw ø	Load type	Load direction	Load value
Gypsum board composite, thickness 12,5 mm	7 mm	N <sub>Rec</sub>		0.24 kN
Gypsum board standard, thickness 12,5 mm	7 mm	N <sub>Rec</sub>		0.15 kN
Non-cracked concrete C20/25	7 mm	N <sub>Rec</sub>		1.80 kN
Solid clay brick fb ≥ 30 N/mm2	7 mm	N <sub>Rec</sub>		1.00 kN
Solid light expanded clay aggregate fb ≥ 3 MN/m2	7 mm	N <sub>Rec</sub>		0.50 kN
Hollow light expanded clay aggregate fb ≥ 2,7 MN/m2	7 mm	N <sub>Rec</sub>		0.50 kN
Light expanded clay aggregate with insulation fb ≥ 4 MN/m2	7 mm	N <sub>Rec</sub>		0.50 kN
Solid sand-lime brick fb ≥ 15 N/mm2	7 mm	N <sub>Rec</sub>		1.35 kN
Hollow sand-lime brick fb ≥ 15 N/mm2	7 mm	N <sub>Rec</sub>		0.70 kN
Solid sand-lime brick fb ≥ 20 N/mm2	7 mm	N <sub>Rec</sub>		1.40 kN
Hollow sand-lime brick fb ≥ 20 N/mm2	7 mm	N <sub>Rec</sub>		1.00 kN
Aerated concrete AAC 2,5	7 mm	N <sub>Rec</sub>		0.25 kN
Aerated concrete AAC 4,0	7 mm	N <sub>Rec</sub>		0.50 kN

## Installation

